


# Assembly Instructions

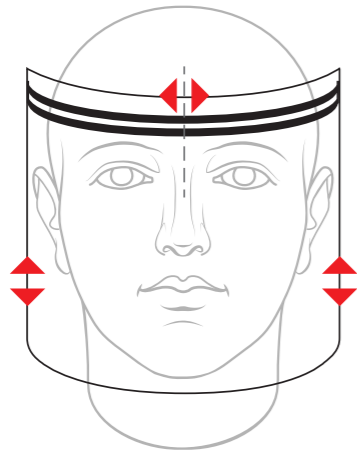
CONTENTS:  
1 x Strap • 1 x Headband • 1 x Screen

# FaceShield Pro



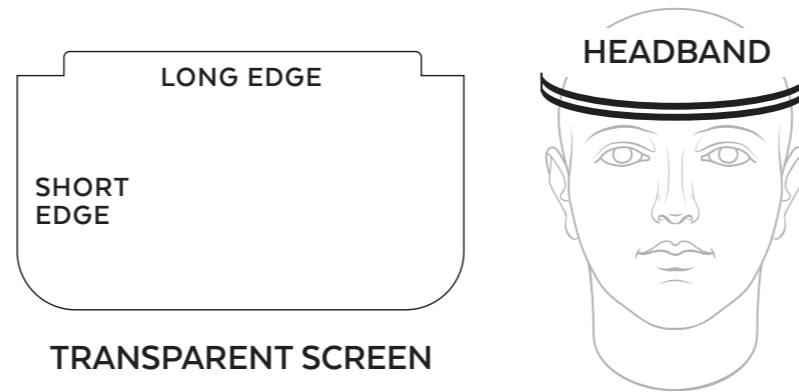
## STEP 1:

Loop the buttonhole strap through the end attachment points and adjust to required tightness. Ensure the strap is not twisted.



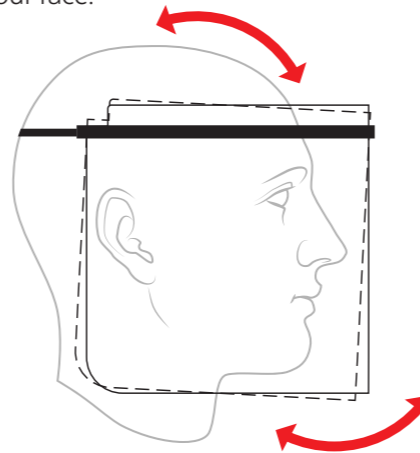
## STEP 4:

Adjust the height of screen to suit your head size and position the headband to ensure the centre aligns with your nose.



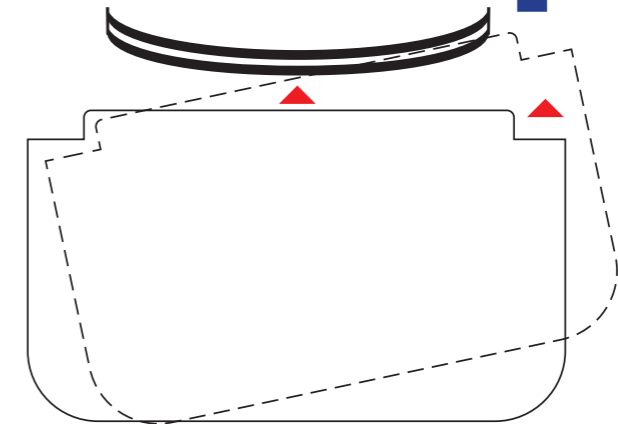
## STEP 2:

Ensure the long end of the transparent screen wraps around the headband and your face.



## STEP 5:

Adjust the position of the screen by pulling on the corners to ensure side-face protection. A slight inward angle, as shown, provides the optimal protection for the lower half of your face.



## STEP 3:

Starting at the centre, insert the screen into the headband. When you get to a pinch point simply pull the frame apart; the frame has enough flexibility to accommodate this.

## NOTE:

This protective face shield is manufactured for COVID-19 protection ONLY and is not a PPE device for general use. It shall not be used for purposes other than protection against COVID-19. The face shield provides a layer of protection against droplets and splashes of liquids and aerosolised contaminants. It should be used in conjunction with other items of personal protective equipment as appropriate.

The headband and strap can be reused after following the cleaning process, details overleaf. The transparent screen is disposable.

# Information & care notes

YOU ARE ADVISED TO RETAIN THIS PACKAGING FOR REFERENCE

**PRODUCT TYPE:** Eye and face protector.

**PROTECTION RANGE:** Face shield.

**USE:** This protective face shield is manufactured for COVID-19 protection only and is not a PPE device for general use. It shall not be used for purposes other than protection against COVID-19. The shield provides a layer of protection against droplets and splashes of liquids and aerosolised contaminants. This reduces the risk of a droplet infection. Due to the product design, full protection against virus, bacteria, or other biological agents are only given to a limited extent. It should be used in conjunction with other items of personal protective equipment as appropriate, such as facemasks. Always inspect the face shield prior to use and do not use if damaged or showing signs of scratches or wear.

**STORAGE AND TRANSPORT:** The face shield must be stored and used at room temperature. Store in dry conditions away from direct sunlight and extreme heat.

**CLEANING AND DISINFECTION:** The headband and strap can be reused following appropriate sanitation procedures between uses. Following the latest Coronavirus guidance from the WHO<sup>1</sup> and the UK Government<sup>2</sup> the following sanitation procedure is recommended:

The headband and strap should be washed in warm, 60° water with soap or laundry detergent. Subsequently the headband should be either submerged in boiling water for a period of at least one minute or soak the mask in 0.1% chlorine solution for at least one minute followed by thorough rinsing with room temperature water to avoid any toxic residual of chlorine.

Re-use remains at the discretion of the user.

All the parts of the face shield need to be checked after washing to assess that the face shield is still fit for use. The parts must not have shrunk, the face shield must remain clear, the strap must remain with enough strength to hold the face shield and it must not have cracked or snapped. The behaviour of the parts during the cleaning process will depend on how they are manufactured, what they are made of and on the cleaning process itself.

All parts of the face shield are latex free.

**WARNING:** Not for long term use.

Materials that may come into contact with the wearer's face could cause allergic reaction to susceptible individuals.

Scratched or damaged oculars should be replaced.

Not for protections against large dust particles.

Not for protections against gas and fine dust particles.

Not for protections against short circuit electric arc.

Not for protections against molten metals and hot solids.

Not for protections against mechanical impact.

## CLASSIFICATION:

This product is classed as Cat II Personal Protective Equipment (PPE) by the European PPE Regulation (EU) 2016/425 and has shown to comply with the BSI's PPE for Healthcare Professionals 2020/403 technical specification

EC Certificate Number 000000000

Certificate of Conformity available at 000000000

## NOTIFY BODY:

EU type test examination certificate carried out by NB 2797 - BSI Group The Netherlands B.V., John M Keynesplein 9, 1066 EP Amsterdam, The Netherlands.

# FaceShield Pro

FACT Mk.8.9.3

Face shield model Mk.8.9.3 from FAC Technology tested and CE certified under the requirements of EU PPE Regulation 2020/403 for face protectors against liquids (droplets and splashes)



REQUIREMENT	OPTICAL CLASS
Spherical Refractive Power	1
Astigmatic Refractive Power	1
Difference in Prismatic Refractive Power	2
Spherical and Astigmatic Power	1
Resultant Spherical	1
Resultant Astigmatic	1
Difference in Prismatic Refractive Power	2

<sup>1</sup>Advice on the use of masks in the context of COVID-19, Interim Guidance 5 June 2020, World Health Organisation.

<sup>2</sup>COVID-19: infection prevention and control guidance, Appendix 2, Version 3.1 - 21 May 2020, DHSC UK Government.

Both documents can be downloaded from [www.facttechnology.com/faceshieldpro](http://www.facttechnology.com/faceshieldpro)



FAC Technology 53 Lydden Grove  
London SW18 4LW England